

Name - Aman Yadav  
 Roll no - 20207005  
 Subject - DBMS LAB

Sem - 3rd  
 Course - B.Sc. CG  
 Enrollment - GGV/20/05105

Ans No-2

Join - in dbms join operation help us to determine the values which aren't in the same table but for this we need to join both of tables join symbol is (⋈), join operation is performed with the help of primary key and foreign key.

There are four types of join.

1. Inner join - the inner join keyword select all the row from both the table as long as condition satisfies i.e. the value of common field will be the same.

let first see example

roll no.	name	age
1	aman	20
2	nilima	21
3	prerna	22
4	benazer	23

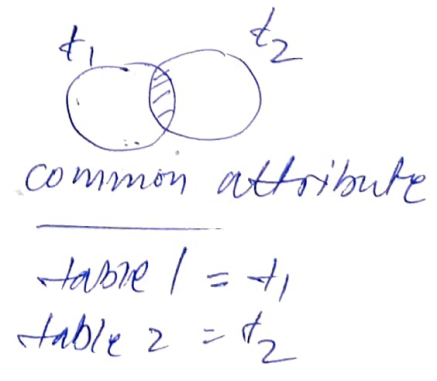
student table

course id	roll no
1	1
2	2
1	3
3	

course table

query - select student.name, course.course id from student inner join courses on student.roll no = course.roll no ;  
 output


course id	name
1	aman
2	nilima
1	prerna



②. Left join - this join will return all row from the table on left side of join and matching pairs from the right side. the non-matching rows will give result set as null.

query.  $\rightarrow$  select student.name, course.courseid from student left join course on course.rollno = student.rollno;


name	courseid
aman	1
nilima	2
preena	1
chenezer	null



Right join :- right join is similar to left join but this will return all the rows from right table and matching pairs from right table. and non matching pair will give result set as null.

query - select student.name, course.courseid from student right join course on student.rollno = course.rollno;


name	courseid
aman	1
nilima	2
preena	1
null	3



full join :- full join is also known as natural join, resultset will give both tables rows. non matching pairs will contain null.

query - select student.name, course.courseid, student.rollno  
 from student full join course on  
 student.rollno = course.rollno

name	course id
aman	1
nirima	2
prashant	1
ebenezzer	null
null	3



Ans No - 1

- select Rollno, Sname from student where sem = 5;
- select Sname from student where sem = 5 or sem = 3;
- select Branch from student, Project where Student.Pno = Project.Pno;
- ~~select student.sname~~
- select Sname from student where Branch = "computer science";
- select student.sname, from student join ~~course~~ project on student.pno = project.pno where pname = "Distributed System";